

**ADELAIDE VASCULAR FELLOWSHIP 2010  
EXAMINATION TRIALS PROGRAMME OUTLINE**


**TUESDAY 23rd March 2010**

TIME	ACTIVITY	LOCATION
8am - 8.30am	Registration Introduction to Course	The Stamford Grand Glenelg Colley Room 1 and 2
<p><b>TOSHIBA</b>  <u>Ultrasound Workshop Sponsored by</u> <b>Leading Innovation &gt;&gt;&gt;</b>            The Stamford Grand Glenelg            Colley Room 1 and 2</p>		
8.30am – 12.30pm	Vascular Ultrasound Workshop Dr Denise Roach FRACS (Session Chair and Workshop Coordinator) Professor Karl Illig MD – Rochester, NY Adam Lawler – Chief Sonographer – Alfred Hospital James Gotting – Chief Sonographer – Adelaide Vascular	
12.30pm	Lunch	Colley Room 1 and 2
1.30pm – 2.15pm	Chair: Mr Mark Hamilton FRACS Lecture Pathology 1 Vascular Pathology Dr Tom Dodd FRACP Pathologist IMVS and RAH	Colley Room 1 and 2
2.15pm – 3pm	Lecture Vascular Trauma Dr Neil Wright FCS (SA)	Colley Room 1 and 2
3pm – 3.30pm	Afternoon Tea	Colley Room 1 and 2
3.30pm – 4.30pm	Lecture Tibial Angioplasty and femoral stents: The Evidence Mr Raffi Qasabian FRACS	Colley Room 1 and 2
4.30pm – 5.30pm	Approach to the Vascular Fellowship Exam J. Quinn, R. Fitridge & M. Jackson	Colley Room 1 and 2

5.30pm – 6.30pm	<i>Registrants Dinner</i>	<i>Gandhi Indian Cafe</i>
6.30pm – 7.30pm	Chair: Mr Mark Jackson FRACS Lecture Arteriovenous Fistulae for Dialysis access Selection and surveillance Mr Ewan Macaulay FRCS, FRACS	Colley Room 1 and 2
7.30pm – 8.30pm	Lecture Pathology 2: Imaging options for common Vascular pathologies Dr Jason Chuen FRACS	Colley Room 1 and 2
8.30 pm – 9.15 pm	The Cardiac Aorta What the Vascular Surgeon should know, Arch pathologies and proximal dissections Dr Jayme Bennetts – Cardiac Surgeon FMC	Colley Room 1 and 2


**WEDNESDAY 24th March 2010**

TIME	ACTIVITY	LOCATION
8am - 10am	Written Examination Paper 1 Essay and MCQ	QEH Clinical School Level 2 Room 3 General Building
10am - 10.30am	Morning Tea	Level 2 Room 2 Clinical School QEH
10.30am - 12.30pm	Written Examination Paper 2 Short Answers	QEH Clinical School Level 2 Room 3 General Building
12.30pm - 1pm	Lunch	Level 2 Room 2 Clinical School QEH
1pm - 3.30pm	Clinical Short Case Examinations Session 1	Ground Floor Outpatients Area 1 Queen Elizabeth Hospital 28 Woodville Rd Woodville Sth

<u>Anastomosis Workshop Sponsored by</u>	
	
Level 2 Room 2 Clinical School QEH 28 Woodville Rd Woodville Sth	
3.30pm - 3.40pm	Introduction to Anastomosis Workshop Mr. Glen Benveniste FRACS (Session Chair and Workshop Coordinator)
3.40pm - 4.00pm	Tutorial: Suture and Graft materials used in vascular surgery Mr. Mark Hamilton FRACS
4.00pm - 4.20pm	Tutorial: Intimal Hyperplasia & the Haemodynamics of Vascular Anastomoses Professor Ian Spark PhD FRCS, FRACS
4.20 pm - 5.20pm	Hands-On Practical Workshop

5.20pm bus to Stamford leaves Lizzies Café TQEH at 5.20pm sharp  
6pm – 6.30pm Registrants Buffet Dinner

The Stamford Grand Glenelg  
Colley Room Foyer

Vascular Medicine Symposium Sponsored by 	
Stamford Grand Glenelg, Colley Rooms 1 and 2	
6.30pm	Session chair and Coordinator – Dr Nicole Organ FRACS
6.30pm – 7pm	Identifying and managing pro-coagulant states <i>Dr Simon McRae FRACP</i> <i>Haematologist QEHL</i>
7pm – 7.20pm	Case Review and Panel Discussion <i>Interactive Case Review Discussions – Dr Nicole Organ FRACS</i>
7.20pm – 7.40pm	Reno-vascular disease: reviewing the evidence for renal intervention <i>Dr Stephen McDonald MD</i>
7.40pm – 8pm	Carotid interventions: the trials and current evidence <i>Dr Andrew Lee FRACP</i> <i>Neurologist FMC</i>


7.30pm – 9.30pm

Faculty Pre-Course Dinner Meeting  
Convenor Briefing AVT2010 Programme  
Education Round Table:  
Preparatory courses & the FRACS Examination  
Chair: Peter Subramaniam FRACS  
Panel: J. Quinn, D. Bramwell, S. Jansen, Prof J. Hamdorf  
M. Jackson & P. Charalabidis  
Commentator: K. Illig  
Observer: R. Fitridge

The Stamford Grand Glenelg  
Hindmarsh Room  
Sponsored by Vascutek

**THURSDAY 25th March 2010**

TIME	ACTIVITY	LOCATION
8.00am – 12pm	Clinical Long Case Examinations Session 1	Ground Floor Outpatients Area 1 Queen Elizabeth Hospital Woodville Rd Woodville Sth
12pm – 1pm	Lunch and bus trip	QEH Clinical School Level 2 Room 2 General Building
1.20pm – 4pm	Clinical Long Cases Session 2	RAH North Terrace ADELAIDE Level 5 OPD
4.30pm – 5.30pm	Lecture: Preparing for the Written Exam Dr Geoff Cox FRACS	National Wine Centre The Gallery



**Endovascularpathies2010 Sponsored by**

National Wine Centre  
The Gallery  
Cnr Botanic & Hackney Roads ADELAIDE

5.45pm – 7.30pm	Session Chair: <i>Mr Raffi Qasabian FRACS and Mr. David McClure FRACS</i> Panel: <i>Dr. Ruben Sebben FRACR</i> <i>Professor Karl Illig MD</i>
5.45pm	Welcome and Session Introduction
5.55pm - 6.05pm	Candidate case reviews
6.05pm - 6.25pm	Current evidence for the use of EVAR in treatment of AAA Dr Karl Illig MD
6.25pm - 6.40pm	Candidate case reviews
6.40pm - 7.00pm	Post EVAR surveillance in the era of new generation grafts – is this really necessary? Mr David McClure FRACS
7.00pm - 7.15pm	Candidate case reviews
7.15pm - 7.30pm	TAA for aneurysmal disease: Critical Issues Mr Raffi Qasabian FRACS


9.15pm	Trainee Presentations Cook AVT - Rochester Exchange Prof Karl Illig, Prof Ian Spark, Assoc Prof Rob Fitridge	National Wine Centre The Gallery
--------	---	-------------------------------------

**FRIDAY 26th March 2010**

7.00am – 8.00 am	Chair: Mr Raffi Qasabian FRACS Lecture: Anatomy 2: Gross Anatomy Professor Mounir Ghabriel	Medical School North N131 Level 1 Frome Road ADELAIDE
8am – 10.30am	Anatomy Examinations	School of Medical Sciences Surgical Skills Area Medical School North – Basement Frome Road ADELAIDE
10.30am – 11.30am	Lecture: Anatomy 3: Variations in Vascular Anatomy Dr N. Eisenberg	Felix Bochner Library N519 Medical School Nth Level 5 Frome Road ADELAIDE
11.30am – 12.30pm	Lecture: Imaging 3: MRI in Vascular Imaging Dr Andrew Loja FRACR	Felix Bochner Library N519 Medical School Nth Level 5 Frome Road ADELAIDE
12.30pm – 1.30pm	<i>Lunch and bus trip to TQEH</i>	
1.30pm – 4.30pm	Clinical Short Cases 2	Ground Floor Outpatients Area 1 Queen Elizabeth Hospital Woodville Rd Woodville Sth
4.30pm – 5.15pm	Lecture: Lymphedema Classification & Treatment Mr Jack Walsh FRACS	QEH Clinical School Level 2 Room 3 General Building
5.15pm – 6.00pm	Lecture: IVC Filters Dr Nicole Organ FRACS	QEH Clinical School Level 2 Room 3 General Building
6.00pm – 6.45pm	Lecture: Operative Surgery Strategies for common operative events Dr Allan Kruger FRACS	QEH Clinical School Level 2 Room 3 General Building
6.45pm – 7.30pm	Lecture: Imaging 1 Dr. Steve Chryssidis FRANZCR	QEH Clinical School Level 2 Room 3 General Building

**SATURDAY 27th March 2010**

8am – 11.30am	Imaging & Operative Surgery Examinations	Ground Floor Outpatients Area 1 Queen Elizabeth Hospital Woodville Rd Woodville Sth
10am - 10.30am	Morning Tea	Area 1 OPD
11.30am – 12.30pm	Lunch and bus trip to Stamford Glenelg	



**Endovascular Simulator Workshop Sponsored by**

Stamford Grand  
Glenelg  
Colley Room 1 and 2

12.30pm - 4pm 12.30pm - 12.45pm	Session Chair: Mark Jackson FRACS Understanding balloon and stent selection in peripheral interventions Mr Mark Hamilton FRACS
12.45pm - 12.55pm	Fundamentals of the angiography suite – handling radiation Mr Michael Condous FRACS
12.55pm - 1.20pm	Case rehearsals prior to carotid stenting Professor Karl Illig MD
1.20pm - 1.35pm	Closure devices – options and pitfalls Mr. Phil Puckridge FRACS
1.35pm - 4pm	Hands on simulator workshop (Proctor Mark Jackson FRACS)

4pm	<b><u>Final Assessments</u></b> Wally Foster Geoff Cox Murray Ogg Jason Chuen	The Stamford Grand Venue To Be Advised
7pm	Pre-Dinner Drinks End of Course Dinner	Adelaide Town Hall Banqueting Room